



Notice of Regular Meeting The Board of Trustees LVISD

A Regular Meeting of the Lago Vista ISD Board of Trustees will be held on Monday, May 8, 2023, beginning at 6:00 p.m. in the MAC at Lago Vista High School, 5185 Lohman Ford, Lago Vista, TX 78645.

Members of the public may access this meeting via live stream approximately 5 minutes before the scheduled meeting time at <https://www.youtube.com/channel/UCFRbLIZyFad2big-QDVuotw>.

Citizens wishing to address the Board of Trustees may do so in-person at the meeting location noted on the agenda. Individuals must sign up between 5:30 p.m. and 6:00 p.m. on the day of the meeting.

The subjects to be discussed or considered or upon which any formal action may be taken are as listed below. Items do not have to be taken in the order shown on this meeting notice.

1. Determination of quorum, call to order, pledges of allegiance
2. Welcome visitors/Student Recognition/Public participation
3. 2020 Bond Construction Update from LAN
4. 2022 Bond Update from Region 13 / Sledge Engineering
5. Discussion and Possible Approval of GoldStar Transit Contract Amendment
6. Approval of Food Service Management Contract
7. Curriculum Update
8. Approval of TEKS Certification 2023-2024
9. Discussion of SY 23-24 Budget Update
10. Discussion and Approval of SY 23-24 Teacher Pay Scale
11. TASB Policy Update 120 (Local policies attached)
12. Consent Agenda
 - a. Monthly financial reports
 - b. Minutes – April 13, 2023-Special Mtg. Board Training | April 17, 2023- Regular Mtg.
13. Superintendent's Report
 - a. Future Meeting Dates
 - b. Other Items
14. Closed Session:
 - a. Tex. Govt. Code 551.071 Attorney Consultation
 - b. Tex. Govt. Code 551.072 Real Property Deliberations
 - c. Tex. Govt. Code 551.073 Prospective Gifts Negotiations
 - d. Tex. Govt. Code 551.074 Personnel Matters
 - e. Tex. Govt. Code 551.076 Security Personnel, Devices, Audits
 - f. Tex. Govt. Code 551.0785 Medical or Psychiatric Records
 - g. Tex. Govt. Code 551.082 School Children; School District Employees; Disciplinary Matter or Complaint
 - h. Tex. Govt. Code 551.0821 Personally Identifiable Student Information
 - i. Tex. Govt. Code 551.089 Information Resource Technology Security
15. Open Session
 - a. Possible action from closed session item
16. Superintendent hiring authority through August
17. Adjourn

If, during the course of the meeting, discussion of any item on the agenda should be held in a closed meeting, the Board will conduct a closed meeting in accordance with the Texas Open Meetings Act, Government Code, Chapter 551, Subchapters D and E. Before any closed meeting is convened, the presiding officer will publicly identify the section or sections of the Act authorizing the closed meeting. All final votes, actions, or decisions will be taken in open meeting.

Darren Webb, Superintendent

Date

(LOCAL) Policy Action List

LAGO VISTA ISD (227912) - Update 120

CB(LOCAL): STATE AND FEDERAL REVENUE SOURCES

CKC(LOCAL): SAFETY PROGRAM/RISK MANAGEMENT - EMERGENCY PLANS

DC(LOCAL): EMPLOYMENT PRACTICES

FNG(LOCAL): STUDENT RIGHTS AND RESPONSIBILITIES - STUDENT AND PARENT
COMPLAINTS/GRIEVANCES

FO(LOCAL): STUDENT DISCIPLINE



Lago Vista ISD Monthly Construction Update May 2023



**Lockwood, Andrews
& Newnam, Inc.**
A LEO A DALY COMPANY

Huckabee



WEAVER & JACOBS
CONSTRUCTORS, INC.



Lago Vista 2020 Bond Program Financial Summary

Project Financial Summary

Project	Budget	Committed	Expenditures	Unencumbered
LVES	\$17,155,844.92	\$16,937,047.47	\$16,556,875.90	\$218,797.45
LVHS	\$10,957,376.58	\$10,612,748.57	\$10,309,536.55	\$344,628.01
LVIS	\$3,966,154.89	\$584,069.07	\$176,592.74	\$3,382,085.82
LVMS	\$8,741,981.81	\$8,544,812.29	\$6,958,520.76	\$197,169.52
LVMS-Roof	\$1,862,230.00	\$1,847,114.50	\$1,847,114.50	\$15,115.50
Real Estate/PM	\$1,646,411.80	\$822,242.71	\$773,132.71	\$824,169.09
Grand Total	\$44,330,000.00	\$39,348,034.61	\$36,621,773.16	\$4,981,965.39

89% of Budget

93% of Committed

11% of Budget

Project Allowances Summary

Project	Beginning Balance	Approved	Pending	Remaining Balance
LVES	\$442,750.00	\$375,422.88	\$211,171.39	-\$143,844.27
LVHS	\$277,211.00	\$159,106.57	\$106,255.87	\$11,848.56
LVMS	\$235,750.00	\$77,691.70	\$243,261.00	-\$85,202.70
Grand Total	\$955,711.00	\$612,221.15	\$560,688.26	-\$217,198.41



Lago Vista 2020 Bond Program Work Progress Summary

Elementary School

- Substantially complete
- Most closeout work concentrated in library wing and exterior site areas
- Sod and tree delivery on weekend of 5/6/2023
- Mulching is underway

High School

- Substantially complete
- Closeout work is concentrated in exterior site areas

Middle School

- Substantial completion date for science wing is now June 2023
- Most current closeout work is confined to exterior site areas



Lago Vista ES Sitework






Lago Vista HS Sitework



Performing Arts Area Requiring Sod



Performing Arts Area with Sod



Performing Arts Area with Sod



Culinary Arts Area Requiring Sod



Lago Vista MS Addition/Renovations



Corridor in Science Wing



Science Lab Interior



Openings Cut Out for Doors



Graphics on Weight Room Doors



Lago Vista ISD Monthly Construction Update May 2023



**Lockwood, Andrews
& Newnam, Inc.**
A LEO A DALY COMPANY

Huckabee



WEAVER & JACOBS
CONSTRUCTORS, INC.

LAGO VISTA ISD
BOND  **2022**

Board Update
5/08/23



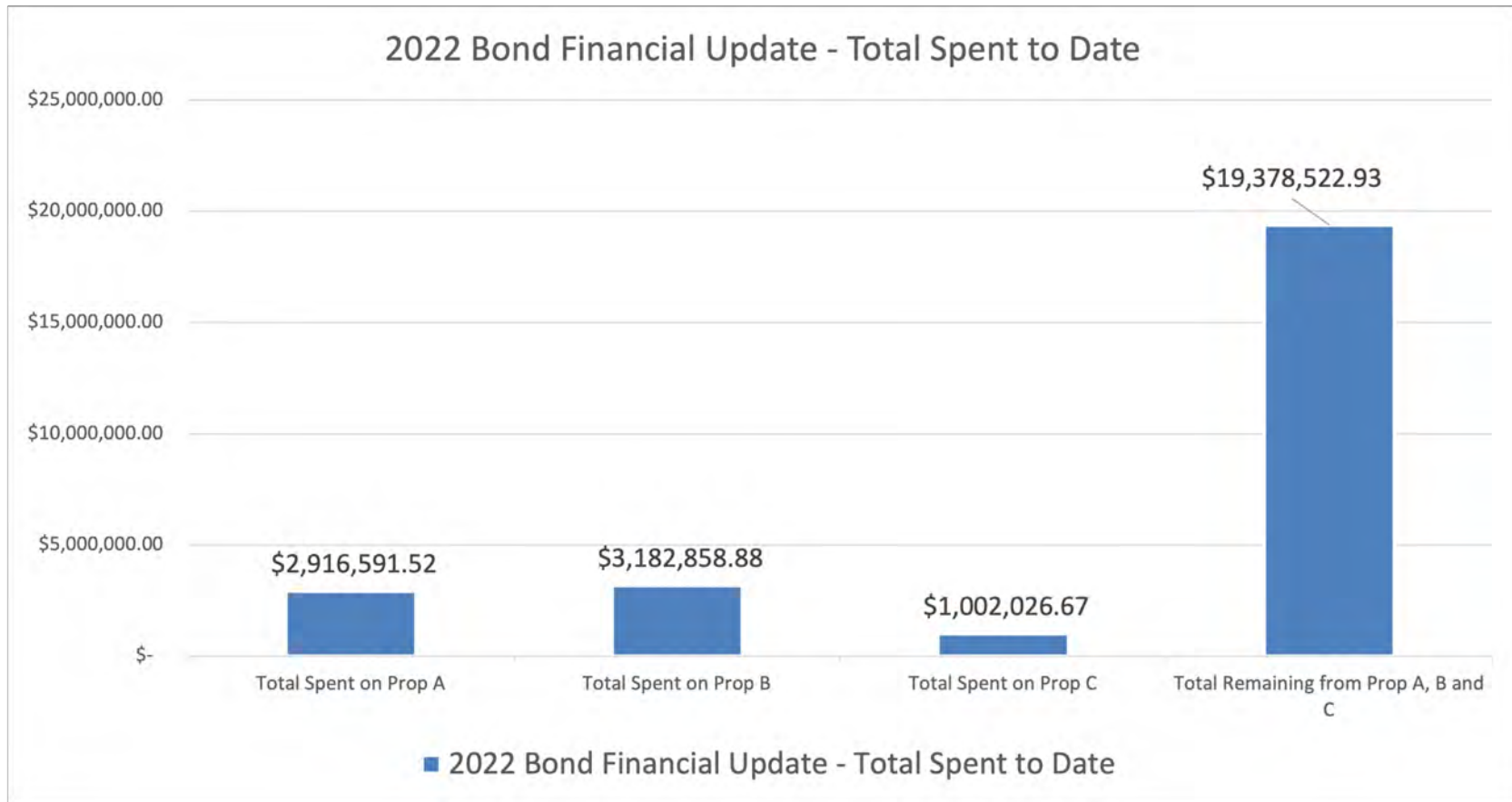
ACRONYMS (for reference)

	General Items		Design Terminology
CSP	Competitive Sealed Proposal	CD	Construction Documents
CMR	Construction Manager at Risk	DD	Design Development
EAPP	Edwards Aquifer Protection Plan	Env	Environmental
ES	Elementary School	ESA	Environmental Site Assessment
FEMA	Federal Emergency Management Agency	Geo	Geotechnical Investigation
HS	High School	OPC	Opinion of Probable Cost
IC	Impervious Cover	P&Z	Planning & Zoning
LOMR	Letter of Map Revision	RFP	Request for Proposal
MS	Middle School	SCS	Sewer Collection System
RZ	Recharge Zone (in Edwards Aquifer)	SD	Schematic Design
SAC	Student Activity Center	BB/SB	Baseball/Softball
SW	Stormwater	Surv	Survey (Boundary and Topographic)
TCEQ	Texas Commission on Environmental Quality	R13	Region 13 Education Service Center
WPAP	Water Pollution Abatement Plan	TIA	Traffic Impact Analysis

LAGO VISTA ISD
BOND 2022



Program Accounting - Actuals



LAGO VISTA ISD
BOND 2022



Bond Projects Update



Lohman Ford Rd

Lohman Ford Rd

Bond Projects Update

1. Athletics Projects
2. SAC/Tennis

Project Updates - ATHLETICS

1. BB/SB/FB punchlist work complete; re-inspection underway
2. BB/SB Scoreboards installed
3. Visitor Bleacher expansion continues
4. Home Bleacher expansion planning to begin work after Graduation to be complete by August

LAGO VISTA ISD
BOND 2022



POWERED by  **sledge**
ENGINEERING








Project Updates – SAC/Tennis

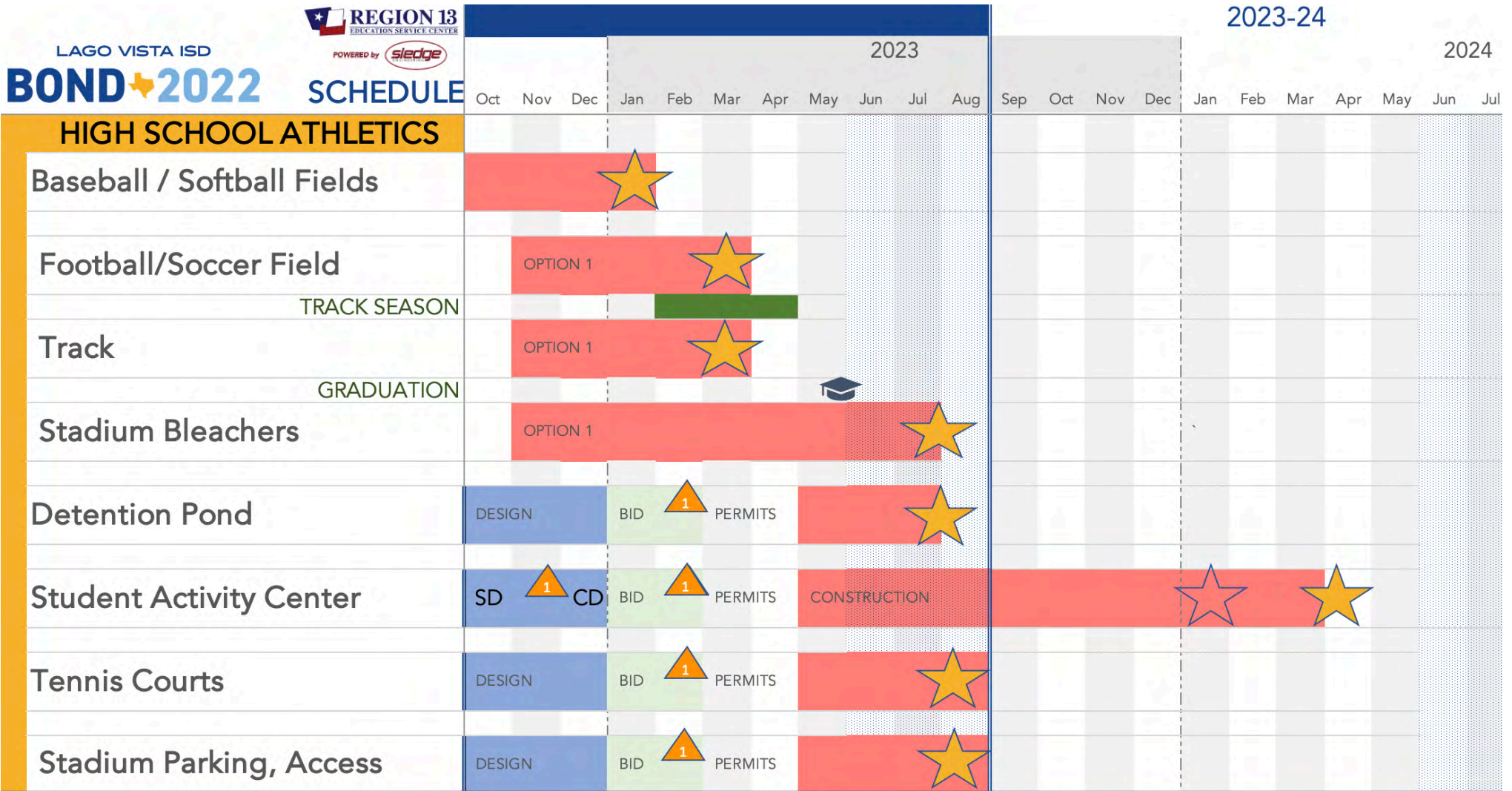
1. City Building permit approved with reduced fee (saving \$42K) but holding until:
 1. Site Development Permits still pending City release
2. Metal Building submittals approved; steel delivery expected mid-July
3. Site work mobilization upon permit approvals
4. Construction Staging plan developed

2022 BOND BUDGET

  					PROP #A	PROP #B	PROP #C
Delivery Method					CoOp/CMR	CoOp/CMR	CMR
					Stadium	Land, Tennis Courts, Baseball, Softball	Student Activity Center
					Turf, track, Bleachers, Parking, Paths	4 tennis courts, Art Turf for ballfields	Restrooms for Tennis
TOTAL BOND = \$ 26,483,000 12/14/22 CELLS UPDATED					\$ 3,875,304	\$ 9,170,062	\$ 13,404,743
ITEM	NOTES:			CURRENT BUDGET	BUDGET	BUDGET	BUDGET
Total ISD Direct Costs				\$ 4,500,000	\$ -	\$ 4,500,000	\$ -
Total Soft Costs				\$ 1,079,509	\$ 116,616	\$ 264,349	\$ 1,178,544
Total Util/Testing Costs				\$ 110,539	\$ 46,250	\$ 28,572	\$ 35,717
Total Hard Costs(Non Construction)				\$ 190,574	\$ 15,000	\$ 105,574	\$ 70,000
Total Construction Costs				\$ 20,089,487	\$ 3,697,438	\$ 4,271,567	\$ 12,120,482
TOTAL COSTS:				\$ 26,450,109	\$ 3,875,304	\$ 9,170,062	\$ 13,404,743
Total Project Costs				\$ 26,450,109			
PROJECT FUNDING:							
2022 Bond:				\$ 26,483,000			
Interest Earned:				\$ 400,000			
Total Funding:				\$ 26,883,000			
Balance:				\$ 432,891			

LAGO VISTA ISD
BOND 2022

2022 BOND SCHEDULE



Upcoming Items

- Home bleacher construction begins
- SAC Site Dev Permit
- SAC construction underway
 - Detention pond excavation
 - Select fill placement / site work
 - Site utilities

Amendment No. 9 to Agreement

THIS AMENDMENT, is made and entered into this ___ day of _____ 2023, by and between **GoldStar Transit (“CONTRACTOR”)** and the **Lago Vista Independent School District (“DISTRICT”)**.

WITNESSETH:

WHEREAS, the Company and District entered into that certain AGREEMENT dated as of August 1, 2014; and Amendment No. 1 to AGREEMENT dated June 17, 2015;

And WHEREAS, Company and District desire to amend the AGREEMENT to revise the rates of compensation in the Rate Schedule of the AGREEMENT for the 2023-24 school year;

NOW, THEREFORE, for and in consideration of the mutual promises and covenants contained herein, Company and District hereby agree as follows:

1. Company and District agree that the rates of compensation noted in Schedule B (as revised and attached hereto and made a part hereof) of the AGREEMENT for the period August 1, 2023 through July 31, 2024, shall be increased by 5.8% over the rates of compensation in the Rate Schedule for the period ending July 31, 2023. According to Paragraph 11f of the AGREEMENT, requested increases in rates are based on the Dallas-Fort Worth Consumer Price Index, All Urban Consumers, for the twelve month period ending in February of that year.

The Dallas-Fort Worth CPI is published every other month and is not published in February. Therefore the Agreement is amended for the increase in rates to be based on the Dallas-Fort Worth Consumer Price Index, All Urban Consumers, for the twelve month period ending in March of that year. The CPI-U for the year ending March 31, 2023 is 5.8%.

2. According to Section 11a of the Agreement, the rates contained therein are based upon 173 school days. Because the district has shortened the school year, the District agrees to compensate the Company for the Company’s daily fixed costs times the number of days by which the school year was shortened.
3. All other terms and conditions of the AGREEMENT shall remain unchanged.

IN WITNESS WHEREOF, District and Company have hereunto set their hands this ___ day of _____, 2023.

**Lago Vista Independent
School District**

Darren Webb
Superintendent

GoldStar Transit

Kelly Johnson

Kelly Johnson
Vice President of Operations

Rate Schedule Amendment

Rates for August 1, 2023 – July 31, 2024

Proposed prices shall be submitted based on a Daily Rate that includes the first 4 hours of service each day. Each invoice period, total home-to-school charges submitted to the DISTRICT shall be the sum of the applicable Daily Rates and the sum of all excess hours incurred beyond the hours included in each individual bus. The DISTRICT reserves the right to require the CONTRACTOR to add and delete buses to or from service at the rates specified below subject to any price escalation clause included in the Agreement.

**Regular and Special Education
Home-to-School Transportation
CONTRACTOR Employees/DISTRICT Buses
Based on 4 hours**

Bus Capacity	Daily Rate	Hourly Rate
20 Passenger and smaller	\$318.67	\$37.24
21 – 47 Passenger	\$318.67	\$37.24
48 – 77 Passenger	\$318.67	\$37.24
78 Passenger and larger	\$318.67	\$37.24

**Regular and Special Education
Home-to-School Transportation
DISTRICT Employees/CONTRACTOR Buses
Based on 4 hours**

Bus Capacity	Daily Rate	Hourly Rate
20 Passenger and smaller	\$358.09	\$37.24
21 – 47 Passenger	\$358.09	\$37.24
48 – 77 Passenger	\$358.09	\$37.24
78 Passenger and larger	\$358.09	\$37.24

**Regular and Special Education
Home-to-School Transportation
CONTRACTOR Employees/CONTRACTOR Buses
Based on 4 hours**

Bus Capacity	Daily Rate	Hourly Rate
20 Passenger and smaller	\$425.70	\$37.24
21 – 47 Passenger	\$425.70	\$37.24
48 – 77 Passenger	\$425.70	\$37.24
78 Passenger and larger	\$425.70	\$37.24

The DISTRICT requires the CONTRACTOR to submit rates for the performance of the transportation programs without regard to the current status of these programs in the DISTRICT.

In addition to home-to-school transportation, the DISTRICT expects the CONTRACTOR to provide transportation services in support of other DISTRICT-related activities. If the DISTRICT requests bus service

that conflicts with normal home-to-school service, the CONTRACTOR shall provide that service to the best of their ability. Conflicting trips will require additional staff beyond the numbers needed to provide regular home-to-school service and will preclude the use of home-to-school vehicles.

**Additional Transportation Services
Extracurricular Trips, Mid-Day Runs,
And Other District Requested Bus Service
Using DISTRICT Buses**

	Hourly Rate	Mileage Rate	Minimum Call-Out Charge
All Bus Capacities	\$37.24	\$0.38	\$74.48

****If a District employee drives a District-owned bus, only the mileage rate will apply.**

**Additional Transportation Services
Extracurricular Trips, Mid-Day Runs,
And Other District Requested Bus Service
Using CONTRACTOR Buses**

	Hourly Rate	Mileage Rate	Minimum Call-Out Charge
All Bus Capacities	\$37.24	\$0.38	\$74.48

Bus Monitors and Bus Aides: The DISTRICT may require the use of bus monitors and/or bus aides in the performance of this contract. If monitors or aides are required, the DISTRICT shall compensate the CONTRACTOR \$31.44 per hour.

Daily Fixed Costs: The District agrees to compensate the Company for the Company's daily fixed costs times the number of days by which the school year was shortened from 173 days. This daily fixed cost is \$3,410.61.

Explanatory Notes

TASB Localized Policy Manual Update 120

Lago Vista ISD

AIC(LLEGAL) ACCOUNTABILITY: INTERVENTIONS AND SANCTIONS

Revised Administrative Code rules, effective June 7, 2022, and reflected on pages 7–8, address the requirements for local improvement plans by certain districts or campuses assigned a D rating. The rules also address modification of a campus turnaround plan due to a change in circumstances. (See page 15.)

Other revisions reflect changes to citations of Administrative Code rules.

AIE(LLEGAL) ACCOUNTABILITY: INVESTIGATIONS

A new Note on page 3 references recently revised Administrative Code rules regarding an informal review or hearing following a TEA investigation.

An existing Administrative Code provision regarding compliance investigations has been added on page 5.

BBD(LLEGAL) BOARD MEMBERS: TRAINING AND ORIENTATION

A new Administrative Code rule, effective May 31, 2022, requiring board members to complete training on school safety has been added on page 8.

BE(LLEGAL) BOARD MEETINGS

Changes prompted by new and revised Administrative Code rules regarding board meetings by videoconference, effective September 15, 2022, are reflected on pages 9–10.

CB(LOCAL) STATE AND FEDERAL REVENUE SOURCES

As recommended by TEA, newly recommended text requires the district to give public notice of federal grant applications by providing information at board meetings and publishing information on the district's website. The new text also affirms that the district will comply with requirements for receiving public input regarding such applications.

Further, the policy authorizes the superintendent to approve the plan for use of the grant or award. If the board retains authority to approve any plans for use of federal grants, please contact your policy consultant for appropriate revisions.

CCGA(LLEGAL) AD VALOREM TAXES: EXEMPTIONS AND PAYMENTS

Citations to a new Administrative Code rule addressing installment payment of taxes on property not directly damaged in a disaster or emergency area are included on page 9.

CFA(LLEGAL) ACCOUNTING: FINANCIAL REPORTS AND STATEMENTS

Revisions reflect the adoption of version 18.0 of the *Financial Accountability System Resource Guide*.

CFC(LLEGAL) ACCOUNTING: AUDITS

Revisions reflect the adoption of version 18.0 of the *Financial Accountability System Resource Guide*.

CKB(LLEGAL) SAFETY PROGRAM/RISK MANAGEMENT: ACCIDENT PREVENTION AND REPORTS

Changes reflect extensive revisions to Administrative Code rules regarding mandatory drills, effective June 26, 2022.

New Administrative Code provisions addressing optional active threat exercises are also incorporated.

Explanatory Notes

TASB Localized Policy Manual Update 120

Lago Vista ISD

CKC(LOCAL) SAFETY PROGRAM/RISK MANAGEMENT: EMERGENCY PLANS

Education Code 37.108(d) requires a district's multihazard emergency operations plan to include responding to a train derailment near a district school if a district facility is within 1,000 yards of a railroad track. New recommended local policy text incorporates this requirement into the list of procedures that must be addressed.

The *Legal Issues in Update 120* memo describes common legal concerns and best practices specific to [this policy's topic](#).

CMD(LLEGAL) EQUIPMENT AND SUPPLIES MANAGEMENT: INSTRUCTIONAL MATERIALS CARE AND ACCOUNTING

Changes reflect revised Administrative Code provisions, effective June 7, 2022, regarding permitted uses of the instructional materials and technology allotment. Other revisions have been made to delete outdated terminology.

A revised Administrative Code rule, effective October 16, 2022, requiring certification of compliance with the Children's Internet Protection Act has been added on page 9.

CQA(LLEGAL) TECHNOLOGY RESOURCES: DISTRICT, CAMPUS, AND CLASSROOM WEBSITES

Based on revised Administrative Code rules, the following requirements have been added at Other Required Internet Postings:

- Certain districts or campuses assigned a D rating must notify the public of the meeting to gather input to develop a local improvement plan. (See item 8.)
- Districts conducting an active threat exercise must provide notice through multiple distribution networks, including the district's website. (See item 35.)

CRD(LLEGAL) INSURANCE AND ANNUITIES MANAGEMENT: HEALTH AND LIFE INSURANCE

Revised Administrative Code rules, effective August 18, 2022, prompted revisions to the definitions of full- and part-time employees.

DC(LLEGAL) EMPLOYMENT PRACTICES

We have removed the Note referencing the district's innovation plan, as it is no longer necessary. See the explanation at DC(LOCAL), below.

DC(LOCAL) EMPLOYMENT PRACTICES

Due to changes to the Education Code from the 86th Legislative Session, the exemption claimed under the district's innovation plan regarding the number of teacher contract days is no longer necessary. We recommend removing from this policy the text that reflected that portion of your innovation plan.

EHAA(LLEGAL) BASIC INSTRUCTIONAL PROGRAM: REQUIRED INSTRUCTION (ALL LEVELS)

Revisions at the bottom of page 2 reflect changes to the citations of Administrative Code rules addressing instruction related to positive character traits and personal skills.

Explanatory Notes

TASB Localized Policy Manual Update 120

Lago Vista ISD

EHAB(LLEGAL) BASIC INSTRUCTIONAL PROGRAM: REQUIRED INSTRUCTION (ELEMENTARY)

Revisions include a new Administrative Code rule, effective April 28, 2022, regarding phonics curricula.

EHAC(LLEGAL) BASIC INSTRUCTIONAL PROGRAM: REQUIRED INSTRUCTION (SECONDARY)

Revised Administrative Code rules, effective August 1, 2022, and reflected on pages 3–4, changed the required course offerings for grades 9–12 related to social studies and physical education.

EHBAB(LLEGAL) SPECIAL EDUCATION: ARD COMMITTEE AND INDIVIDUALIZED EDUCATION PROGRAM

Changes on pages 8–9 include revised Administrative Code rules, effective June 7, 2022, regarding review of a student's behavior improvement plan or behavioral intervention plan.

EHBAE(LLEGAL) SPECIAL EDUCATION: PROCEDURAL REQUIREMENTS

Revised Administrative Code rules, effective June 7, 2022, regarding the timeline for requesting a hearing on a due process complaint are included on pages 5–6.

EHBC(LLEGAL) SPECIAL PROGRAMS: COMPENSATORY/ACCELERATED SERVICES

Changes reflect new Administrative Code provisions, effective June 9, 2022, regarding accelerated instruction and accelerated learning committees for students who fail to perform satisfactorily on certain assessment instruments. The new provisions derive from HB 4545, 87th Texas Legislature, Regular Session 2021.

EIE(LLEGAL) ACADEMIC ACHIEVEMENT: RETENTION AND PROMOTION

Changes are to better match legal sources and remove repealed Administrative Code rules.

EIF(LLEGAL) ACADEMIC ACHIEVEMENT: GRADUATION

New Administrative Code rules, effective August 21, 2022, regarding notice about the Texas First Early High School Completion Program and the Texas First Scholarship Program are included on pages 8–9. Other revisions have been made to update citations.

Please note: For the 2022–23 school year, each high school must provide a written notification to each student and the student's parent or guardian listing the eligibility criteria for the programs. After the 2022–23 school year, the school must provide the notice upon a student's initial enrollment in high school.

EKB(LLEGAL) TESTING PROGRAMS: STATE ASSESSMENT

Changes have been made to incorporate revised Administrative Code rules and to better reflect legal sources.

EKBA(LLEGAL) STATE ASSESSMENT: ENGLISH LEARNERS/EMERGENT BILINGUAL STUDENTS

Revisions have been made to include Administrative Code provisions, effective August 9, 2022, regarding emergent bilingual students and individual graduation committees. A repealed provision regarding the grade placement committee has been deleted.

Explanatory Notes

TASB Localized Policy Manual Update 120

Lago Vista ISD

FB(LLEGAL) EQUAL EDUCATIONAL OPPORTUNITY

Changes are to better reflect legal sources.

FFA(LLEGAL) STUDENT WELFARE: WELLNESS AND HEALTH SERVICES

For clarity, a reference to policy provisions regarding school-based health centers has been added on page 4.

FFAE(LLEGAL) WELLNESS AND HEALTH SERVICES: SCHOOL-BASED HEALTH CENTERS

For clarity, a reference to policy provisions regarding expanding or changing health-care services at a school has been added on page 3.

FFG(LLEGAL) STUDENT WELFARE: CHILD ABUSE AND NEGLECT

The Note on page 5 now references Administrative Code rules regarding investigations of abuse or neglect in a school setting.

FFI(LOCAL) STUDENT WELFARE: FREEDOM FROM BULLYING

District bullying policies must address prevention and mediation of bullying incidents and comply with minimum standards adopted by TEA. TEA recently issued updated [Proposed Minimum Standards for Bullying Prevention Policies and Procedures](#) for public comment from October 28 through November 28, 2022. Policy Service will recommend local policy revisions following publication of the final TEA minimum standards.

FNG(LOCAL) STUDENT RIGHTS AND RESPONSIBILITIES: STUDENT AND PARENT COMPLAINTS/GRIEVANCES

Revisions to this local policy are recommended at Other Complaint Processes to:

- Clarify how special education complaints are addressed.
- Encompass all instructional resources policies.
- Reference the required hearing procedure for eligibility disputes under school nutrition programs.

The *Legal Issues in Update 120* memo describes common legal concerns and best practices specific to [this policy's topic](#).

FO(LOCAL) STUDENT DISCIPLINE

Recommended revisions to this local policy are to clarify circumstances when restraint may be used generally and to more prominently address restraint of a student who receives special education services.

FOF(LLEGAL) STUDENT DISCIPLINE: STUDENTS WITH DISABILITIES

Revised Administrative Code rules, effective June 7, 2022, regarding restraint and time-out are included beginning on page 10. A statement has been amended to refer to new documentation and notification requirements in 19 Administrative Code 89.1053(e). Other changes include citations to revised Administrative Code rules.

	STATE PAYMENTS 2021-2022											
	SEPT	OCT	NOV	DEC	JAN	FEB	MAR	APRIL	MAY	JUNE	JULY	AUG
FSP	\$ 83,392.00	\$ 59,898.00		\$ 13,866.00				\$ 14.00				
Per Capita	\$ 30,343.00	\$ 24,299.00	\$ 24,452.00	\$ 57,280.00			\$ 52,632.00	\$ 21,982.00	\$ 99,695.00	\$ 264,530.00	\$ 70,893.00	\$ 146,072.00
MFS Sped Operations												
NSLP	\$ 48,351.68			\$ 239,854.38	\$ 55,415.11	\$ 72,666.93	\$ 76,768.62	\$ 84,780.37	\$ 85,423.68	\$ 82,626.87		
SBP	\$ 10,376.97			\$ 58,681.36	\$ 13,861.41	\$ 18,883.64	\$ 19,396.83	\$ 25,216.40	\$ 25,278.92	\$ 24,711.03		
Existing Debt Allotment			\$ 64,559.00									
School Lunch Matching							\$ 7,646.33					
P-EBT Reimbursement		\$ 614.00										
Prior Reim Program (PPRP)												
ELC Reopening Schools						\$ 8,858.00						
Title I Part A	\$ 8,450.98		\$ (43,079.68)					\$ 93,245.33				
Title II Part A	\$ 12,544.21	\$ 3,878.95					\$ 17,283.08					
Title III Part A-ELA							\$ 350.00					
Title IV		\$ 1,540.18					\$ 3,660.62					
IDEA B Pres	\$ 2,660.94						\$ 644.27					
IDEA B Form	\$ 51,695.87	\$ 97,073.13						\$ 62,991.99				\$ 128,706.70
IDEA B Form ARP								\$ 67,044.00				
IDEA B IEP Analysis												
IMAT					\$ 21,181.00							
ESSER Grant	\$ 9,660.00											
ESSER III		\$ 382,563.73							\$ 169,789.82			
PreK												
Ready to Read												
ASAHE												
Teacher Training Reimbursement												
School Safety and Security												
Foundation-Prior YR Payments												
MFS Sped Offset												
Blended Learning												
AP Initiative									\$ 48.56			
Recapture Refund	\$ 355,295.00											
	\$ 612,770.65	\$ 569,866.99	\$ 45,931.32	\$ 369,681.74	\$ 90,457.52	\$ 100,408.57	\$ 178,381.75	\$ 355,274.09	\$ 380,235.98	\$ 371,867.90	\$ 70,893.00	\$ 274,778.70
*denotes FY20-21 money received in FY21-22												

BANK STATEMENTS/INVESTMENTS												
22-23	Sept	Oct	Nov	Dec	Jan	Feb	Mar	April	May	June	July	Aug
General	\$ 1.00	\$ 1.00	\$ 1.00	\$ 1.00	\$ 1.00	\$ 1.00	\$ 1.00	\$ 1.00				
General Sweep	\$ 2,262,428.59	\$ 524,542.49	\$ 512,757.31	\$ 1,377,015.68	\$ 341,159.99	\$ 750,286.44	\$ 792,648.06	\$ 510,160.00				
Lonestar Construction	\$ 39,916,622.57	\$ 39,256,123.10	\$ 36,857,636.49	\$ 35,374,857.72	\$ 33,777,883.37	\$ 32,843,971.23	\$ 31,035,277.90	\$ 29,686,011.01				
Lonestar M & O	\$ 6,327,886.19	\$ 4,958,092.46	\$ 3,950,691.05	\$ 15,751,063.66	\$ 25,315,099.64	\$ 28,800,786.01	\$ 28,343,283.84	\$ 27,347,009.88				
Lonestar I&S	\$ 2,774,059.96	\$ 2,781,716.98	\$ 2,933,440.48	\$ 7,558,511.69	\$ 12,140,919.59	\$ 12,134,700.66	\$ 12,371,176.78	\$ 12,477,929.31				
Texpool M&O	\$ 98,945.73	\$ 99,192.55	\$ 99,486.64	\$ 99,822.89	\$ 100,182.72	\$ 100,528.49	\$ 100,922.17	\$ 101,320.16				
Texpool I&S	\$ 198.89	\$ 199.51	\$ 200.11	\$ 200.73	\$ 201.35	\$ 201.97	\$ 202.90	\$ 203.80				
TOTAL (less Conctruction)	\$ 11,463,520.36	\$ 8,363,744.99	\$ 7,496,576.59	\$ 24,786,615.65	\$ 37,897,564.29	\$ 41,786,504.57	\$ 41,608,234.75	\$ 40,436,624.15	\$ -	\$ -	\$ -	\$ -
Difference	\$ (2,387,900.97)	\$ (3,099,775.37)	\$ (867,168.40)	\$ 17,290,039.06	\$ 13,110,948.64	\$ 3,888,940.28	\$ (178,269.82)	\$ (1,171,610.60)	\$ (40,436,624.15)	\$ -	\$ -	\$ -
INTEREST EARNED												
General	\$ -	\$ -	\$ -	\$ -	\$ -	\$ -	\$ -	\$ -				
General Sweep	\$ 2,431.78	\$ 1,138.86	\$ 2,366.93	\$ 3,319.66	\$ 2,601.52	\$ 2,172.13	\$ 3,584.41	\$ 2,599.58				
Lonestar Construction	\$ 80,236.80	\$ 108,953.97	\$ 125,564.85	\$ 134,246.66	\$ 135,444.68	\$ 120,399.21	\$ 128,872.68	\$ 123,752.12				
Lonestar M & O	\$ 14,968.41	\$ 16,592.64	\$ 14,287.96	\$ 24,838.31	\$ 79,809.16	\$ 102,932.82	\$ 118,508.56	\$ 116,049.51	\$ 4.78			
Lonestar I&S	\$ 6,091.95	\$ 7,657.02	\$ 9,243.60	\$ 15,354.20	\$ 38,438.99	\$ 44,523.12	\$ 50,487.49	\$ 51,226.57				
Texpool M&O	\$ 195.81	\$ 246.82	\$ 294.09	\$ 336.25	\$ 359.83	\$ 345.77	\$ 393.68	\$ 397.99				
Texpool I&S	\$ 1.14	\$ 0.62	\$ 0.60	\$ 0.62	\$ 0.62	\$ 0.62	\$ 0.93	\$ 0.90				
TOTAL INTEREST	\$ 103,925.89	\$ 134,589.93	\$ 151,758.03	\$ 178,095.70	\$ 256,654.80	\$ 270,373.67	\$ 301,847.75	\$ 170,274.55	\$ 4.78	\$ -	\$ -	\$ -
Cumulative	\$ 103,925.89	\$ 238,515.82	\$ 390,273.85	\$ 568,369.55	\$ 825,024.35	\$ 1,095,398.02	\$ 1,397,245.77	\$ 1,567,520.32	\$ 1,567,525.10	\$ 1,567,525.10	\$ 1,567,525.10	\$ 1,567,525.10
BANK STATEMENTS/INVESTMENTS												
21-22	Sept	Oct	Nov	Dec	Jan	Feb	Mar	April	May	June	July	Aug
General	\$ 1.00	\$ 1.00	\$ 1.00	\$ 1.00	\$ 1.00	\$ 1.00	\$ 1.00	\$ 1.00	\$ 1.00	\$ 1.00	\$ 1.00	\$ 1.00
General Sweep	\$ 369,526.01	\$ 295,599.36	\$ 483,177.02	\$ 335,575.50	\$ 276,812.71	\$ 579,971.07	\$ 536,712.05	\$ 496,653.64	\$ 312,111.68	\$ 658,101.08	\$ 477,033.77	\$ 3,666,484.20
Lonestar Construction	\$ 41,080,016.54	\$ 40,516,098.47	\$ 40,378,140.03	\$ 40,032,217.45	\$ 38,998,446.56	\$ 36,657,395.90	\$ 31,936,678.73	\$ 30,583,954.64	\$ 28,944,611.73	\$ 24,352,388.49	\$ 24,332,736.41	\$ 15,357,352.26
Lonestar M & O	\$ 6,064,588.11	\$ 5,183,829.43	\$ 4,879,199.17	\$ 8,408,550.61	\$ 17,747,804.36	\$ 18,779,765.60	\$ 17,725,578.42	\$ 16,754,996.32	\$ 16,022,816.11	\$ 14,713,132.09	\$ 13,603,465.22	\$ 7,318,197.21
Lonestar I&S	\$ 2,688,002.34	\$ 2,735,813.47	\$ 3,099,855.36	\$ 4,802,119.23	\$ 8,634,387.22	\$ 7,775,664.65	\$ 7,913,094.00	\$ 7,973,710.33	\$ 8,015,391.75	\$ 8,051,017.92	\$ 8,085,704.26	\$ 2,767,790.49
Texpool M&O	\$ 98,254.41	\$ 98,257.37	\$ 98,260.38	\$ 98,263.49	\$ 98,266.63	\$ 98,271.39	\$ 98,284.21	\$ 98,308.79	\$ 98,360.75	\$ 98,441.74	\$ 98,568.87	\$ 98,749.92
Texpool I&S	\$ 197.75	\$ 197.75	\$ 197.75	\$ 197.75	\$ 197.75	\$ 197.75	\$ 197.75	\$ 197.75	\$ 197.75	\$ 197.89	\$ 198.20	\$ 198.51
TOTAL (less Conctruction)	\$ 9,220,569.62	\$ 8,313,698.38	\$ 8,560,690.68	\$ 13,644,707.58	\$ 26,757,469.67	\$ 27,233,871.46	\$ 26,273,867.43	\$ 25,323,867.83	\$ 24,448,879.04	\$ 23,520,891.72	\$ 22,264,971.32	\$ 13,851,421.33
Difference	\$ (1,032,924.71)	\$ (906,871.24)	\$ 246,992.30	\$ 5,084,016.90	\$ 13,112,762.09	\$ 476,401.79	\$ (960,004.03)	\$ (949,999.60)	\$ (874,988.79)	\$ (927,987.32)	\$ (1,255,920.40)	\$ (8,413,549.99)
INTEREST EARNED												
General	\$ -	\$ -	\$ -	\$ -	\$ -	\$ -	\$ -	\$ -	\$ -	\$ -	\$ -	\$ -
General Sweep	\$ 50.33	\$ 44.85	\$ 44.43	\$ 43.87	\$ 57.25	\$ 44.81	\$ 80.09	\$ 79.54	\$ 152.22	\$ 697.65	\$ 501.26	\$ 1,894.15
Lonestar Construction	\$ 2,694.91	\$ 2,742.60	\$ 2,811.65	\$ 3,360.61	\$ 4,092.46	\$ 3,901.62	\$ 8,438.85	\$ 11,790.32	\$ 20,225.13	\$ 25,650.48	\$ 35,761.39	\$ 40,058.86
Lonestar M & O	\$ 418.43	\$ 392.30	\$ 334.04	\$ 529.31	\$ 1,580.11	\$ 2,032.24	\$ 4,325.59	\$ 6,591.32	\$ 11,519.27	\$ 15,154.01	\$ 21,049.09	\$ 20,193.15
Lonestar I&S	\$ 175.64	\$ 182.10	\$ 199.90	\$ 324.58	\$ 774.79	\$ 808.90	\$ 1,860.85	\$ 2,992.80	\$ 5,550.45	\$ 7,888.97	\$ 11,854.06	\$ 8,044.85
Texpool M&O	\$ 2.28	\$ 2.96	\$ 3.01	\$ 3.11	\$ 3.14	\$ 4.76	\$ 12.82	\$ 24.58	\$ 51.96	\$ 80.99	\$ 127.13	\$ 181.05
Texpool I&S	\$ -	\$ -	\$ -	\$ -	\$ -	\$ -	\$ -	\$ -	\$ -	\$ 0.14	\$ 0.31	\$ 0.31
TOTAL INTEREST	\$ 3,341.59	\$ 3,364.81	\$ 3,393.03	\$ 4,261.48	\$ 6,507.75	\$ 6,792.33	\$ 14,718.20	\$ 9,688.24	\$ 37,499.03	\$ 49,472.24	\$ 69,293.24	\$ 70,372.37
Cumulative	\$ 3,341.59	\$ 6,706.40	\$ 10,099.43	\$ 14,360.91	\$ 20,868.66	\$ 27,660.99	\$ 42,379.19	\$ 52,067.43	\$ 89,566.46	\$ 139,038.70	\$ 208,331.94	\$ 278,704.31

Revenues & Expenditures					
Apr-23					
66.67%	22-23				
	Current Year				
REVENUES		BUDGET	ACTUAL	BALANCE	BUDGET
57xx	LOCAL TAX REVENUES	\$ 33,025,500	\$ 30,274,627	\$ 2,750,873	91.67%
58XX	STATE PROG. REVENUES	\$ 1,957,400	\$ 1,220,666	\$ 736,734	62.36%
59xx	FED PROG REV (SHARS)	\$ 225,000	\$ 321,426	\$ (96,426)	142.86%
	TOTAL REVENUE	\$ 35,207,900	\$ 31,816,720	\$ 3,391,180	90.37%
				\$ -	
EXPENDITURES		BUDGET	ACTUAL	BALANCE	BUDGET
11	INSTRUCTION	\$ 10,756,194	\$ 7,062,161	\$ 3,694,033	65.66%
12	LIBRARY	\$ 94,357	\$ 59,174	\$ 35,183	62.71%
13	STAFF DEVELOPMENT	\$ 29,100	\$ 12,900	\$ 16,200	44.33%
21	INST. ADMINISTRATION	\$ 280,633	\$ 235,179	\$ 45,454	83.80%
23	SCHOOL ADMINISTRATION	\$ 1,530,485	\$ 939,776	\$ 590,709	61.40%
31	GUID AND COUNSELING	\$ 572,231	\$ 385,905	\$ 186,326	67.44%
33	HEALTH SERVICES	\$ 188,345	\$ 122,215	\$ 66,130	64.89%
34	PUPIL TRANSP - REGULAR	\$ 726,400	\$ 544,990	\$ 181,410	75.03%
36	CO-CURRICULAR ACT	\$ 928,576	\$ 618,234	\$ 310,342	66.58%
41	GEN ADMINISTRATION	\$ 849,978	\$ 622,272	\$ 227,706	73.21%
51	PLANT MAINT & OPERATION	\$ 2,278,255	\$ 1,187,370	\$ 1,090,885	52.12%
52	SECURITY	\$ 11,850	\$ 13,270	\$ (1,420)	111.98%
53	DATA PROCESSING	\$ 462,921	\$ 378,272	\$ 84,649	81.71%
61	COMMUNITY SERVICE			\$ -	
71	DEBT SERVICE			\$ -	
81	CAPITAL PROJECTS			\$ -	
91	STUDENT ATTENDANCE CR	\$ 16,382,075	\$ -	\$ 16,382,075	0.00%
99	TRAVIS COUNTY APP	\$ 113,500	\$ 118,804	\$ (5,304)	104.67%
0	Transfer Out	\$ 3,000	\$ -	\$ 3,000	0.00%
	TOTAL EXPENDITURES	\$ 35,207,900	\$ 12,300,520	\$ 22,907,380	34.94%
Apr-22					
66.67%	21-22				
	Current Year				
REVENUES		BUDGET	ACTUAL	BALANCE	BUDGET
57xx	LOCAL TAX REVENUES	\$ 20,238,500	\$ 19,342,233	\$ 896,267	95.57%
58XX	STATE PROG. REVENUES	\$ 1,078,100	\$ 1,304,466	\$ (226,366)	121.00%
59xx	FED PROG REV (SHARS)	\$ 225,000	\$ 193,554	\$ 31,446	86.02%
79XX	OTHER RESOURCES			\$ -	
	TOTAL REVENUE	\$ 21,541,600	\$ 20,840,253	\$ 701,347	96.74%
				\$ -	
EXPENDITURES		BUDGET	ACTUAL	BALANCE	BUDGET
11	INSTRUCTION	\$ 9,694,694	\$ 6,603,022	\$ 3,091,672	68.11%
12	LIBRARY	\$ 94,357	\$ 57,924	\$ 36,433	61.39%
13	STAFF DEVELOPMENT	\$ 29,100	\$ 10,687	\$ 18,413	36.73%
21	INST. ADMINISTRATION	\$ 253,933	\$ 168,810	\$ 85,123	66.48%
23	SCHOOL ADMINISTRATION	\$ 1,179,135	\$ 615,784	\$ 563,351	52.22%
31	GUID AND COUNSELING	\$ 447,911	\$ 350,700	\$ 97,211	78.30%
33	HEALTH SERVICES	\$ 164,065	\$ 120,690	\$ 43,375	73.56%
34	PUPIL TRANSP - REGULAR	\$ 641,400	\$ 543,517	\$ 97,883	84.74%
36	CO-CURRICULAR ACT	\$ 830,076	\$ 567,220	\$ 262,856	68.33%
41	GEN ADMINISTRATION	\$ 813,628	\$ 521,999	\$ 291,630	64.16%
51	PLANT MAINT & OPERATION	\$ 1,806,455	\$ 1,423,045	\$ 383,410	78.78%
52	SECURITY	\$ 11,850	\$ 5,900	\$ 5,950	49.79%
53	DATA PROCESSING	\$ 452,921	\$ 376,150	\$ 76,771	83.05%
61	COMMUNITY SERVICE			\$ -	
71	DEBT SERVICE			\$ -	
81	CAPITAL PROJECTS			\$ -	
91	STUDENT ATTENDANCE CR	\$ 5,010,075	\$ -	\$ 5,010,075	0.00%
99	TRAVIS COUNTY APP	\$ 109,000	\$ 79,526	\$ 29,474	72.96%
0	Transfer Out	\$ 3,000	\$ -	\$ 3,000	0.00%
	TOTAL EXPENDITURES	\$ 21,541,600	\$ 11,444,974	\$ 10,096,626	53.13%

Comparison of Revenue to Budget

Lago Vista ISD

As of April

Fund 199 / 3 GENERAL FUND

	Estimated Revenue (Budget)	Revenue Realized Current	Revenue Realized To Date	Revenue Balance	Percent Realized
5000 - RECEIPTS					
5700 - REVENUE-LOCAL & INTERMED					
5710 - LOCAL REAL-PROPERTY TAXES	32,745,000.00	-103,322.44	-29,556,820.83	3,188,179.17	90.26%
5730 - TUITION & FEES FROM PATRONS	10,000.00	-3,990.00	-31,920.00	-21,920.00	319.20%
5740 - INTEREST, RENT, MISC REVENUE	250,500.00	-123,312.07	-641,281.51	-390,781.51	256.00%
5750 - REVENUE	20,000.00	.00	-44,604.99	-24,604.99	223.02%
5760 - OTHER REV FM LOCAL SOURCE	.00	.00	.00	.00	.00%
Total REVENUE-LOCAL & INTERMED	33,025,500.00	-230,624.51	-30,274,627.33	2,750,872.67	91.67%
5800 - STATE PROGRAM REVENUES					
5810 - PER CAPITA-FOUNDATION REV	1,132,400.00	-76,792.00	-637,259.00	495,141.00	56.28%
5820 - STATE PROGRAM REVENUES	.00	.00	.00	.00	.00%
5830 - TRS ON-BEHALF	825,000.00	-68,983.92	-583,407.07	241,592.93	70.72%
Total STATE PROGRAM REVENUES	1,957,400.00	-145,775.92	-1,220,666.07	736,733.93	62.36%
5900 - FEDERAL PROGRAM REVENUES					
5920 - OBJECT DESCR FOR 5920	.00	.00	.00	.00	.00%
5930 - VOC ED NON FOUNDATION	225,000.00	-2,418.03	-321,426.23	-96,426.23	142.86%
Total FEDERAL PROGRAM REVENUES	225,000.00	-2,418.03	-321,426.23	-96,426.23	142.86%
7000 - OTHER RESOURCES-NON-OPERATING					
7900 - OTHER RESOURCES/TRANSFER IN					
7910 - OTHER RESOURCES	.00	.00	.00	.00	.00%
Total OTHER RESOURCES/TRANSFER IN	.00	.00	.00	.00	.00%
Total Revenue Local-State-Federal	35,207,900.00	-378,818.46	-31,816,719.63	3,391,180.37	90.37%

	<u>Budget</u>	<u>Encumbrance YTD</u>	<u>Expenditure YTD</u>	<u>Current Expenditure</u>	<u>Balance</u>	<u>Percent Expended</u>
6000 - EXPENDITURES						
11 - INSTRUCTION						
6100 - PAYROLL COSTS	-10,094,751.00	.00	6,563,109.82	787,053.75	-3,531,641.18	65.02%
6200 - PURCHASE & CONTRACTED SVS	-280,200.00	15,848.90	269,145.14	81,949.11	4,794.04	96.05%
6300 - SUPPLIES AND MATERIALS	-245,073.00	22,953.15	182,771.72	9,356.76	-39,348.13	74.58%
6400 - OTHER OPERATING EXPENSES	-40,520.00	6,497.75	19,603.93	13,947.55	-14,418.32	48.38%
6600 - CPTL OUTLY LAND BLDG & EQUIP	-95,650.00	1,619.60	27,530.40	2,884.58	-66,500.00	28.78%
Total Function11 INSTRUCTION	-10,756,194.00	46,919.40	7,062,161.01	895,191.75	-3,647,113.59	65.66%
12 - LIBRARY						
6100 - PAYROLL COSTS	-83,207.00	.00	53,989.54	6,484.08	-29,217.46	64.89%
6200 - PURCHASE & CONTRACTED SVS	-3,400.00	.00	3,348.75	.00	-51.25	98.49%
6300 - SUPPLIES AND MATERIALS	-6,400.00	343.94	1,144.27	.00	-4,911.79	17.88%
6400 - OTHER OPERATING EXPENSES	-1,350.00	.00	690.99	.00	-659.01	51.18%
Total Function12 LIBRARY	-94,357.00	343.94	59,173.55	6,484.08	-34,839.51	62.71%
13 - CURRICULUM						
6100 - PAYROLL COSTS	.00	.00	482.18	118.64	482.18	.00%
6200 - PURCHASE & CONTRACTED SVS	.00	.00	.00	.00	.00	.00%
6300 - SUPPLIES AND MATERIALS	-3,700.00	41.59	647.35	397.35	-3,011.06	17.50%
6400 - OTHER OPERATING EXPENSES	-25,400.00	2,320.00	11,770.92	231.00	-11,309.08	46.34%
Total Function13 CURRICULUM	-29,100.00	2,361.59	12,900.45	746.99	-13,837.96	44.33%
21 - INSTRUCTIONAL ADMINISTRATION						
6100 - PAYROLL COSTS	-269,258.00	.00	233,299.21	28,397.21	-35,958.79	86.65%
6200 - PURCHASE & CONTRACTED SVS	-1,850.00	.00	.00	.00	-1,850.00	-.00%
6300 - SUPPLIES AND MATERIALS	-4,400.00	370.45	927.32	360.10	-3,102.23	21.08%
6400 - OTHER OPERATING EXPENSES	-5,125.00	.00	952.00	85.00	-4,173.00	18.58%
Total Function21 INSTRUCTIONAL	-280,633.00	370.45	235,178.53	28,842.31	-45,084.02	83.80%
23 - CAMPUS ADMINISTRATION						
6100 - PAYROLL COSTS	-1,514,960.00	.00	934,468.27	114,923.69	-580,491.73	61.68%
6200 - PURCHASE & CONTRACTED SVS	-2,000.00	.00	2,200.00	.00	200.00	110.00%
6300 - SUPPLIES AND MATERIALS	-6,250.00	1,304.30	1,042.83	220.00	-3,902.87	16.69%
6400 - OTHER OPERATING EXPENSES	-7,275.00	863.00	2,064.69	150.00	-4,347.31	28.38%
Total Function23 CAMPUS ADMINISTRATION	-1,530,485.00	2,167.30	939,775.79	115,293.69	-588,541.91	61.40%
31 - GUIDANCE AND COUNSELING SVS						
6100 - PAYROLL COSTS	-557,931.00	.00	379,265.58	50,529.97	-178,665.42	67.98%
6200 - PURCHASE & CONTRACTED SVS	-1,550.00	.00	.00	.00	-1,550.00	-.00%
6300 - SUPPLIES AND MATERIALS	-9,350.00	633.62	6,241.11	.00	-2,475.27	66.75%
6400 - OTHER OPERATING EXPENSES	-3,400.00	129.00	398.02	398.02	-2,872.98	11.71%
Total Function31 GUIDANCE AND	-572,231.00	762.62	385,904.71	50,927.99	-185,563.67	67.44%
33 - HEALTH SERVICES						
6100 - PAYROLL COSTS	-183,445.00	.00	117,412.34	11,239.84	-66,032.66	64.00%
6300 - SUPPLIES AND MATERIALS	-3,650.00	255.13	3,708.87	1,488.44	314.00	101.61%
6400 - OTHER OPERATING EXPENSES	-1,250.00	652.50	1,093.85	.00	496.35	87.51%
Total Function33 HEALTH SERVICES	-188,345.00	907.63	122,215.06	12,728.28	-65,222.31	64.89%
34 - PUPIL TRANSPORTATION-REGULAR						
6100 - PAYROLL COSTS	.00	.00	.00	.00	.00	.00%
6200 - PURCHASE & CONTRACTED SVS	-649,900.00	.00	480,987.12	58,742.96	-168,912.88	74.01%
6300 - SUPPLIES AND MATERIALS	-69,000.00	8,059.40	63,897.83	6,241.20	2,957.23	92.61%
6400 - OTHER OPERATING EXPENSES	-7,500.00	.00	104.70	.00	-7,395.30	1.40%
6600 - CPTL OUTLY LAND BLDG & EQUIP	.00	267,890.00	.00	.00	267,890.00	.00%

	<u>Budget</u>	<u>Encumbrance YTD</u>	<u>Expenditure YTD</u>	<u>Current Expenditure</u>	<u>Balance</u>	<u>Percent Expended</u>
6000 - EXPENDITURES						
91 - CHAPTER 41 PAYMENT						
6200 - PURCHASE & CONTRACTED SVS	-16,382,075.00	.00	.00	.00	-16,382,075.00	-.00%
Total Function91 CHAPTER 41 PAYMENT	-16,382,075.00	.00	.00	.00	-16,382,075.00	-.00%
99 - PAYMENT TO OTHER GOVERN ENT						
6200 - PURCHASE & CONTRACTED SVS	-113,500.00	.00	118,803.51	.00	5,303.51	104.67%
Total Function99 PAYMENT TO OTHER	-113,500.00	.00	118,803.51	.00	5,303.51	104.67%
8000 - OTHER USES						
00 - DISTRICT WIDE						
8900 - OTHER USES-TRANSFERS OUT	-3,000.00	.00	.00	.00	-3,000.00	-.00%
Total Function00 DISTRICT WIDE	-3,000.00	.00	.00	.00	-3,000.00	-.00%
Total Expenditures	-35,207,900.00	485,289.30	12,300,519.81	1,426,790.72	-22,422,090.89	34.94%

Fund 240 / 3 SCHOOL BRKFST & LUNCH PROGRAM

	Estimated Revenue (Budget)	Revenue Realized Current	Revenue Realized To Date	Revenue Balance	Percent Realized
5000 - RECEIPTS					
5700 - REVENUE-LOCAL & INTERMED					
5740 - INTEREST, RENT, MISC REVENUE	.00	.00	.00	.00	.00%
5750 - REVENUE	321,225.00	-43,191.33	-341,819.02	-20,594.02	106.41%
Total REVENUE-LOCAL & INTERMED	321,225.00	-43,191.33	-341,819.02	-20,594.02	106.41%
5800 - STATE PROGRAM REVENUES					
5820 - STATE PROGRAM REVENUES	2,500.00	-4,037.20	-4,037.20	-1,537.20	161.49%
Total STATE PROGRAM REVENUES	2,500.00	-4,037.20	-4,037.20	-1,537.20	161.49%
5900 - FEDERAL PROGRAM REVENUES					
5920 - OBJECT DESCR FOR 5920	278,815.00	-27,766.27	-193,337.54	85,477.46	69.34%
5930 - VOC ED NON FOUNDATION	.00	.00	-5,000.00	-5,000.00	.00%
Total FEDERAL PROGRAM REVENUES	278,815.00	-27,766.27	-198,337.54	80,477.46	71.14%
7000 - OTHER RESOURCES-NON-OPERATING					
7900 - OTHER RESOURCES/TRANSFER IN					
7910 - OTHER RESOURCES	.00	.00	.00	.00	.00%
Total OTHER RESOURCES/TRANSFER IN	.00	.00	.00	.00	.00%
Total Revenue Local-State-Federal	602,540.00	-74,994.80	-544,193.76	58,346.24	90.32%

	<u>Budget</u>	<u>Encumbrance YTD</u>	<u>Expenditure YTD</u>	<u>Current Expenditure</u>	<u>Balance</u>	<u>Percent Expended</u>
6000 - EXPENDITURES						
35 - FOOD SERVICES						
6100 - PAYROLL COSTS	.00	.00	.00	.00	.00	.00%
6200 - PURCHASE & CONTRACTED SVS	.00	.00	.00	.00	.00	.00%
6300 - SUPPLIES AND MATERIALS	-602,540.00	3,645.62	485,088.77	103,695.45	-113,805.61	80.51%
Total Function35 FOOD SERVICES	-602,540.00	3,645.62	485,088.77	103,695.45	-113,805.61	80.51%
51 - PLANT MAINTENANCE & OPERATION						
6200 - PURCHASE & CONTRACTED SVS	.00	.00	.00	.00	.00	.00%
Total Function51 PLANT MAINTENANCE &	.00	.00	.00	.00	.00	.00%
Total Expenditures	-602,540.00	3,645.62	485,088.77	103,695.45	-113,805.61	80.51%

Comparison of Revenue to Budget

Lago Vista ISD

As of April

Fund 599 / 3 DEBT SERVICE FUND

	Estimated Revenue (Budget)	Revenue Realized Current	Revenue Realized To Date	Revenue Balance	Percent Realized
5000 - RECEIPTS					
5700 - REVENUE-LOCAL & INTERMED					
5710 - LOCAL REAL-PROPERTY TAXES	11,053,685.00	-38,234.52	-10,937,521.98	116,163.02	98.95%
5740 - INTEREST, RENT, MISC REVENUE	34,796.00	-51,227.47	-223,028.99	-188,232.99	640.96%
Total REVENUE-LOCAL & INTERMED	11,088,481.00	-89,461.99	-11,160,550.97	-72,069.97	100.65%
5800 - STATE PROGRAM REVENUES					
5820 - STATE PROGRAM REVENUES	.00	.00	-234,587.00	-234,587.00	.00%
5830 - TRS ON-BEHALF	.00	.00	.00	.00	.00%
Total STATE PROGRAM REVENUES	.00	.00	-234,587.00	-234,587.00	.00%
7000 - OTHER RESOURCES-NON-OPERATING					
7900 - OTHER RESOURCES/TRANSFER IN					
7910 - OTHER RESOURCES	.00	.00	-177.52	-177.52	.00%
Total OTHER RESOURCES/TRANSFER IN	.00	.00	-177.52	-177.52	.00%
Total Revenue Local-State-Federal	11,088,481.00	-89,461.99	-11,395,315.49	-306,834.49	102.77%

	<u>Budget</u>	<u>Encumbrance YTD</u>	<u>Expenditure YTD</u>	<u>Current Expenditure</u>	<u>Balance</u>	<u>Percent Expended</u>
6000 - EXPENDITURES						
71 - DEBT SERVICES						
6200 - PURCHASE & CONTRACTED SVS	.00	.00	.00	.00	.00	.00%
6500 - DEBT SERVICE	-11,088,481.00	.00	1,678,278.89	400.00	-9,410,202.11	15.14%
Total Function71 DEBT SERVICES	-11,088,481.00	.00	1,678,278.89	400.00	-9,410,202.11	15.14%
8000 - OTHER USES						
00 - DISTRICT WIDE						
8900 - OTHER USES-TRANSFERS OUT	.00	.00	.00	.00	.00	.00%
Total Function00 DISTRICT WIDE	.00	.00	.00	.00	.00	.00%
Total Expenditures	-11,088,481.00	.00	1,678,278.89	400.00	-9,410,202.11	15.14%

	Estimated Revenue (Budget)	Revenue Realized Current	Revenue Realized To Date	Revenue Balance	Percent Realized
5000 - RECEIPTS					
5700 - REVENUE-LOCAL & INTERMED					
5730 - TUITION & FEES FROM PATRONS	160,000.00	-19,779.90	-145,544.41	14,455.59	90.97%
Total REVENUE-LOCAL & INTERMED	160,000.00	-19,779.90	-145,544.41	14,455.59	90.97%
5800 - STATE PROGRAM REVENUES					
5830 - TRS ON-BEHALF	.00	-865.86	-61,451.86	-61,451.86	.00%
Total STATE PROGRAM REVENUES	.00	-865.86	-61,451.86	-61,451.86	.00%
7000 - OTHER RESOURCES-NON-OPERATING					
7900 - OTHER RESOURCES/TRANSFER IN					
7910 - OTHER RESOURCES	.00	.00	.00	.00	.00%
Total OTHER RESOURCES/TRANSFER IN	.00	.00	.00	.00	.00%
Total Revenue Local-State-Federal	160,000.00	-20,645.76	-206,996.27	-46,996.27	129.37%

	<u>Budget</u>	<u>Encumbrance YTD</u>	<u>Expenditure YTD</u>	<u>Current Expenditure</u>	<u>Balance</u>	<u>Percent Expended</u>
6000 - EXPENDITURES						
61 - COMMUNITY SERVICES						
6100 - PAYROLL COSTS	-143,500.00	.00	109,445.50	11,711.24	-34,054.50	76.27%
6200 - PURCHASE & CONTRACTED SVS	-500.00	.00	.00	.00	-500.00	-.00%
6300 - SUPPLIES AND MATERIALS	-1,900.00	1,430.09	36,780.45	248.53	36,310.54	1935.81%
6400 - OTHER OPERATING EXPENSES	-4,100.00	1,988.23	3,763.40	322.63	1,651.63	91.79%
6600 - CPTL OUTLY LAND BLDG & EQUIP	.00	.00	.00	.00	.00	.00%
Total Function61 COMMUNITY SERVICES	-150,000.00	3,418.32	149,989.35	12,282.40	3,407.67	99.99%
81 - CAPITAL PROJECTS						
6600 - CPTL OUTLY LAND BLDG & EQUIP	-10,000.00	.00	.00	.00	-10,000.00	-.00%
Total Function81 CAPITAL PROJECTS	-10,000.00	.00	.00	.00	-10,000.00	-.00%
8000 - OTHER USES						
00 - DISTRICT WIDE						
8900 - OTHER USES-TRANSFERS OUT	.00	.00	.00	.00	.00	.00%
Total Function00 DISTRICT WIDE	.00	.00	.00	.00	.00	.00%
Total Expenditures	-160,000.00	3,418.32	149,989.35	12,282.40	-6,592.33	93.74%



**Minutes of Special Meeting
The Board of Trustees
LVISD**

A special meeting of the Board of Trustees of Lago Vista ISD was held on Thursday, April 13, 2023, beginning at 6:00 p.m. in the MAC at Lago Vista High School, 5185 Lohman Ford, Lago Vista, Texas 78645.

LVISD Board Members

Laura Vincent
Greg Zaleski
Isai Arredondo
Richard Raley
Jerrell Roque
David Scott
Kevin Walker

Also Present

Darren Webb
Jim Largent

1. *Call to Order*
Laura Vincent called the meeting to order at 6:01 p.m.
2. *Governance Team (Board and Superintendent) Team Building.*
Jim Largent led those in attendance in discussions
3. *Adjourn*
The meeting/training adjourned at 8:05 p.m.

Presiding Board Officer

Date



Minutes of Special Meeting The Board of Trustees LVISD

A special meeting of the Board of Trustees of Lago Vista ISD was held on Monday, April 17, 2023, beginning at 6:00 p.m. in the MAC at Lago Vista High School, 5185 Lohman Ford, Lago Vista, Texas 78645.

LVISD Board Members

Laura Vincent
Greg Zaleski
Isai Arredondo
Richard Raley
Jerrell Roque
David Scott
Kevin Walker - *absent*

Also Present

Darren Webb, Superintendent
Tina Pasak, Assistant Superintendent
Jason Stoner, Director of Finance
Russell Maynard, Technology Dir.
Holly Jackson, Communications
Paul Ornelas, LAN
Casey Sledge, Region 13/Sledge
Dallas Hagan, Weaver & Jacob

1. *Call to Order and Determination of quorum*

Laura Vincent called the meeting to order at 6:00 p.m. and led in pledges to the American Flag and the Texas Flag. Two citizens signed up to speak:

Charles Black – school busses
Tara Parra – Funding, facilities, sports, bond

At 6:06pm, the Special Meeting commenced

2. *Consideration and possible action by the Board of Trustees to authorize the use of unspent bond proceeds for a purpose other than the specific purposes for which the District's Unlimited Tax School Building Bonds, Series 2021 (the "Bonds") were authorized, including:*

a. Public comment:

i. The Board of Trustees will provide an opportunity for members of the public to address the Board of Trustees on the question of using the unspent Bond proceeds for a purpose other than the specific purposes for which the Bonds were authorized.

b. Discussion by the Board of Trustees of any public comments provided.

c. Adoption of an Order Authorizing the Use of Unspent Bond Proceeds for a Purpose Other Than the Specific Purposes for Which the Bonds Were Authorized, to wit:

i. Authorizing the purchase of school equipment, including school buses and other school vehicles, radios for school buses, and landscaping/maintenance equipment.

Mr. Webb and Mr. Stoner indicated that there is specific bond language authorizing certain purchases. However, we have some funding left over from the 2020 bond program. There are some items that were not in the bond language that the district feels are important to the educational process, where said funds could be utilized.

Rich Raley moved that the Board of Trustees adopt the order authorizing the use of unspent bond proceeds for a purpose other than the specific purposes for which the bonds were authorized;

Greg Zaleski seconded; motion carried 6-0

3. *Adjourn*

The special meeting closed at 6:16p.m.

Presiding Board Officer

Date

LAGO VISTA INDEPENDENT SCHOOL DISTRICT

www.lagovistaisd.net

Excellence in ALL we do



Minutes of Regular Meeting The Board of Trustees LVISD

A regular meeting of the Board of Trustees of Lago Vista ISD was held on Monday, April 17, 2023, beginning at 6:00pm, in the MAC at Lago Vista High School, 5185 Lohman Ford, Lago Vista, Texas 78645.

LVISD Board Members

Laura Vincent
Jerrell Roque
Isai Arredondo
Richard Raley
Greg Zaleski
David Scott
Kevin Walker - *absent*

Also Present

Darren Webb, Superintendent
Tina Pasak, Assistant Superintendent
Jason Stoner, Director of Finance
Russell Maynard, Technology Dir.
Holly Jackson, Communications
Paul Ornelas, LAN
Casey Sledge, Region 13/Sledge
Dallas Hagan, Weaver & Jacobs

1. *Determination of quorum, call to order, pledges of allegiance*

Following the commencement of the Special Meeting, Laura Vincent called the regular meeting to order at 6:18pm

2. *Welcome Visitor/Public Participation/Recognition*

Tina Pasak talked about the success of the new Culinary Arts Program and the Certified Nursing Assistant program at LVHS and introduced Elizabeth Janson-Culinary Arts teacher, Jeanine Lowrance-CNA teacher, Michelle Dickerson-CNA Director (a requirement for the program) and several CNA students. Mrs. Pasak commended them on their many recent successes and noted that these CNA students may have a working certificate upon graduation to obtain work in the nursing field.

Mr. Webb introduced Adam Robinson, new Maintenance Director

3. *2020 Bond Construction Update from LAN*

Paul Ornelas updated board on the master schedule, financial summary and tasks remaining to finish punch items in library (complete presentation in board binder). Asbestos abatement charges have not been submitted and they may need to request a supplement for that. A board member asked for a post completion analysis looking at the schedule and finance perspective.

4. *Approval of Cover for Middle School Walkway*

Mr. Webb reminded the board of several ADA compliance issues that need to be rectified - brought to our attention following an ADA audit. Weaver & Jacobs helped us procure bids from 3 groups – received 2 legitimate steel company bids but awaiting an addition to those bids. Mr. Webb noted the estimated cost should be less than \$140K and cost would come out of the 2020 bond monies, as this is something that is covered under the language. Greg Zaleski made a motion to move ahead with negotiations not to exceed \$140,000; Isai Arredondo seconded; motion carried 6-0

5. *2022 Bond Update from Region 13 / Sledge Engineering*

Casey Sledge –presented progress to date. Program accounting, bond projects update including athletics projects and Student Activity Center/Tennis, touched on budget, schedule and upcoming items (presentation in board binder).

6. *Discussion and Possible Approval of District Wide Lighting Retrofit Contract*

Mr. Webb reported he had been working for close to a year looking at ways to save the district money through lighting. After talking with several companies, Mr. Webb would like to recommend Aquila Environmental to provide district wide lighting retrofit, with expectation of ~\$62K savings for at least 10 years with additional savings up to 17 - 18 years, at a cost of about \$300K, for both internal and external lights.

Rich Raley moved to approve; Greg Zaleski seconded; motion carried 6-0

7. *Discussion and Possible Approval of Food Service Contract*

No action taken as TDA requested an amendment to the proposal.

8. *TASB Superintendent of the Year Resolution*

Jerrell Roque made a motion to nominate Mr. Webb for TASB Superintendent of the Year; Greg Zaleski seconded; motion carried 6-0

9. *Discussion and Possible Approval of Amendment to Custodial*

IQS notified Mr. Webb they were concerned they would be losing staff to Brookshire Brothers. In order to avoid losing more staff they discussed a couple of options – 1) increase pay by \$1hr – cost of about \$4,200 a month more than current contract 2) bring all custodial staff to daytime hours thus eliminating the night shift. After weighing pros and cons of both, the recommendation is an increase of \$1hr for custodial staff

Rich Raley moved to approve the incremental increase of \$1hr for custodial staff; Jerrell Roque seconded; motion carried 6-0

10. *Budget Update*

Mr. Stoner continued to provide updates on the current budget. While previous discussions of the 22-23 fiscal year show the district trending toward a deficit budget, it is largely predicated on collections and what our recapture will be. With interest over last 9 months, we have seen a significant amount of interest \$ coming in the previously reported \$250K deficit is down to about \$50K – with several more months of collections. Mr. Stoner presented an uncomplicated illustration of how recapture works and explained ways to keep \$\$ in Lago Vista - by increasing enrollment or by the addition of more “golden pennies.” We currently use 6, with the state allowing 8 total - the 2 additional pennies would require a VATRE.

11. *Consent Agenda:*

a. *Monthly Financial Reports*

b. *Minutes:* March 23, 2023- Regular Mtg. | April 27, 2023 – Joint Mtg with City of Lago Vista

Jerrell Roque moved to approve consent agenda; Isai Arredondo seconded; motion carried 6-0

12. *Superintendent Report*

a. *Graduation* - Mr. Webb noted that Class of 2023 graduation would be held at 7pm on May 26th at the football stadium and will be livestreamed, visitors can sit in the PAC, tents for VIP/elderly, fans, and water. There will also be golf carts to help transport those in need. In the instance of rain, will move inside gymnasium. In the event of rain, students would have received 8 armbands for guests.

b. *Gym Floor* – Mr. Webb reported a floor company performed a slab test on the gym floor; both sides of the wall had a 90% moisture reading which should be at 75%. They will do an additional test and read again tomorrow. If it becomes necessary, will have to tear out a 15x20 section of floor, replace, sand and repaint at a cost of ~\$23,600.

c. *Other items*

At 7:40pm, the board took a short break and went into closed session at 7:48pm

13. *Closed Session*

14. *Open Session*

a. Possible action from closed session item

The board reconvened in open session at 8:27pm

Rich Raley made a motion to approve a Probationary teaching contract for Kailey Sescila; Jerrell Roque seconded; motion carried 6-0.

David Scott made a motion to approve High School teacher contracts as presented; Greg Zaleski seconded; motion carried 6-0.

Rich Raley made a motion to approve Middle School teacher contracts as presented; Isai Arredondo seconded; motion carried 6-0.

David Scott made a motion to approve Intermediate School teacher contracts as presented; Greg Zaleski seconded; motion carried 6-0.

Rich Raley made a motion to approve Elementary School teacher contracts as presented; Jerrell Roque seconded; motion carried 6-0.

David Scott made a motion to approve Other contracts as presented; Greg Zaleski seconded; motion carried 6-0.

15. *Adjourn*

There being no more business, the meeting adjourned at 8:29pm